



Broome Surf Life Saving Club

REGISTRATION – NEW SOCIAL MEMBER

NOTE:


- If you have previously been a member of another surf club, you will first need to contact them to organise a transfer to Broome SLSC
- If you can't remember your existing portal log-in details, go to:
<https://members.sls.com.au/SLSA Online/modules/reset/index.php?resetType=1>

1) Go to: https://members.sls.com.au/SLSA_MembersOnline/public/join/member-join

- 2) I would like to join: Select Surf Life Saving Club
The Club I want to join is: Select Broome SLSC
I want to join: Select An Individual

(If you wish to sign up and pay for more than one person's membership under the same log-in, select "My Family". Children who will be accompanying you do not need an individual membership)

Click Next



Which service would you like to join?

I would like to join



- Surf Life Saving Club
- Other SLSA Organisation

The club I want to join is

- Broome
- Broome SLSC
- An individual
 - My family

3) Complete personal details

Click Next

**JOIN**



Personal details Enter names exactly as they appear on identity documents

First Name	Surname	Date Of Birth	Gender
<input type="text" value="Jane"/>	<input type="text" value="Smith"/>	<input type="text" value="01/01/2000"/>	<input type="text" value="Female"/>

4) Complete contact details

Including your Emergency Contact details (we recommend this person has a different mobile number to you)

Click Next

**JOIN**

Member/s to Join
Jane Smith (Primary)

Contact details

Email Address

Mobile

Use contact mobile as emergency contact mobile

Address Can't find it? Enter it manually

Emergency contact

First Name	Surname
<input type="text" value="Joe"/>	<input type="text" value="Smith"/>



The Emergency Contact Above is My:-

Emergency Contact Mobile

5) Select Joining Fee

Social memberships are "Community / Social"

Click Next

**JOIN**



Please select your desired joining Fee(s) from the options available below:

Jane Smith

<input type="text" value="\$50.00 - Community Member - New Community / Social"/>
<input type="text" value="\$175.00 - Active (18yrs and over) - New Active (18+ years)"/>
<input type="text" value="\$50.00 - General - New General"/>
<input type="text" value="\$50.00 - Community Member - New Community / Social"/>

6) Add On fees

Not currently enabled for Broome SLSC. [Click Next](#)

 **JOIN** 

Addon Fees

Jane Smith

No addon fee options are available for this member.

[Previous](#) [Next](#)

7) Summary

Check all personal, contact and enrolment details are correct

8) Scroll down to Create a Members Area Account

**Important – this allows you to track and renew your membership online*

Use your email address as your Username

Create a password using at least 1 x capital letter, 1 x number and 1 x special character

Tick all acknowledgement boxes

[Click Next](#)

Create a Members Area Account

To keep track of your membership application, an account will be created for you in our Members Area. Use this account to manage your membership once you become a member. An email will be sent to you asking you to activate your account:

Preferred Username (valid symbols: - _ @ .)

Password

jane.smith@gmail.com

SLSA Membership application and declaration

I have read, understood, acknowledge and agree to the **declaration** including the warning, exclusion of liability, release and indemnity. I acknowledge that if my application for membership is successful I will be entitled to all benefits, advantages, privileges and services of SLSA membership.

I have read, understand, acknowledge and agree to the declaration and application and conditions of membership. I warrant that all information provided is correct.

[Previous](#)

[Next](#)

9) Payment

[Click Pay Now](#)

You have almost completed your new membership application to Broome SLSC

Your order number is #88333

The application needs to be approved before you become a member and you must fulfill all of the Terms and Conditions of the membership process required by SLSA and the Club.

Step 1: DONE ✓ - Your online application has now been submitted

Step 2: Payment by credit card is now required to complete your application.


[PAY NOW](#)

10) You will be taken to the Payment Summary. Check total amount.

Click Next

Transaction 1

* Transaction Type	<input type="text" value="Joining Fee"/>	
* Payment Details	<input type="text" value="Order Number 92598 for Jane Smit"/>	Complete Name/Meaningful Payment details
* Amount	<input type="text" value="50.00"/>	GST Inc. (\$dd.cc)

 [Add another Transaction](#)

Total	\$50.00 AUD
--------------	-------------

Payer's Details

* Payer's Name	<input type="text" value="Jane Smith"/>	
* Contact Details	<input type="text" value="0400123456"/>	Phone Number or Address
Receipt Email Address	<input type="text" value="jane.smith@gmail.com"/>	

NEXT

11) Enter credit card details

Click Next

Payment Details

Enter your payment details below. Fields marked with an asterisk (*) are mandatory.

Amount	\$50.00 AUD
* Cardholder Name	<input type="text"/>
* Credit Card Number	<input type="text"/>
* Expiry Date (mm/yy)	<input type="text" value="01"/> / <input type="text" value="23"/>
* Card Verification Number (CVN)	<input type="text"/> What is the CVN?



BACK

NEXT

YOUR ENROLMENT REQUEST IS NOW COMPLETE

- Broome SLSC administration will review and approve your request, and contact you if there are any issues
- You will receive an email invitation to confirm your Members Portal login
- You will receive a payment receipt via email